

USER MANUAL

Gram Krishi Vikas Samithi (GKVS)

Nanaji Deshmukh Krushi Sanjivani Prakalp (NDKSP)

Department of Agriculture, Government of Maharashtra



TABLE OF CONTENTS

Introduction	3
User Login.....	4
Login.....	4
Forgot Password.....	7
Forgot Username	9
User Addition	11



Introduction

Purpose of the Document:

The purpose of this User Manual document is to provide clear, concise, and comprehensive guidance on the following activities of Gram Krishi Vikas Samithi (GKVS) Web Portal as accessed by Agriculture Assistant (AA).

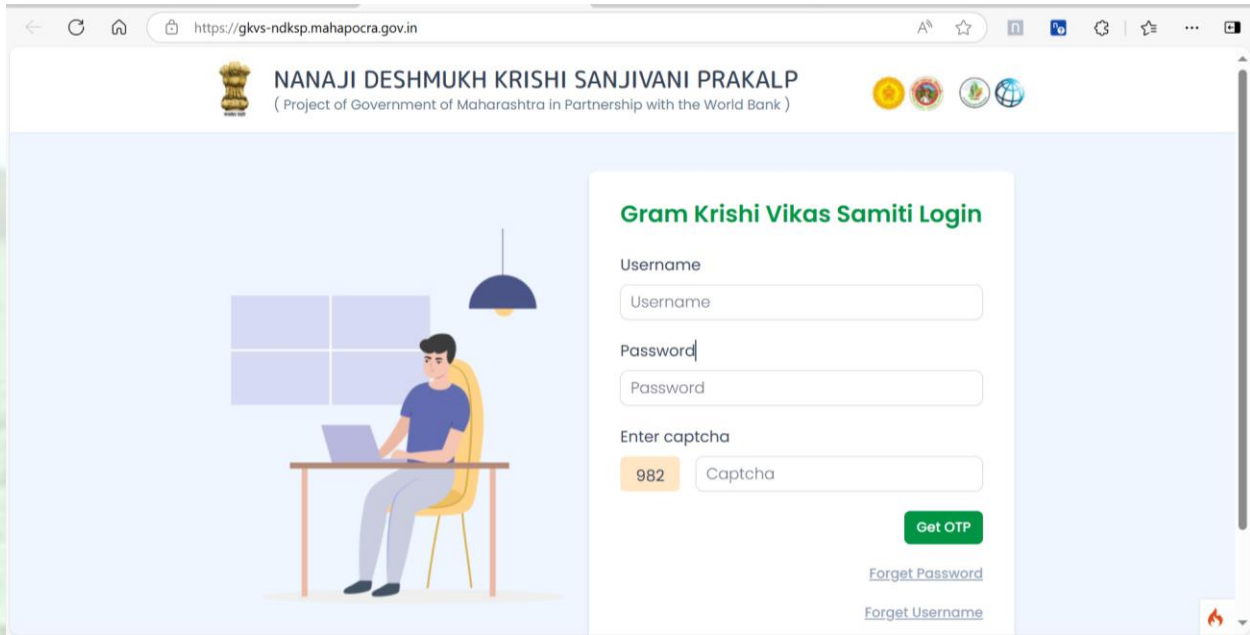
- User Management
 - AA Login into GKVS Portal
 - For resetting password when AA forget password
 - For getting username on email when AA forget username
- Addition of GKVS Member Details by AA



User Login

Login

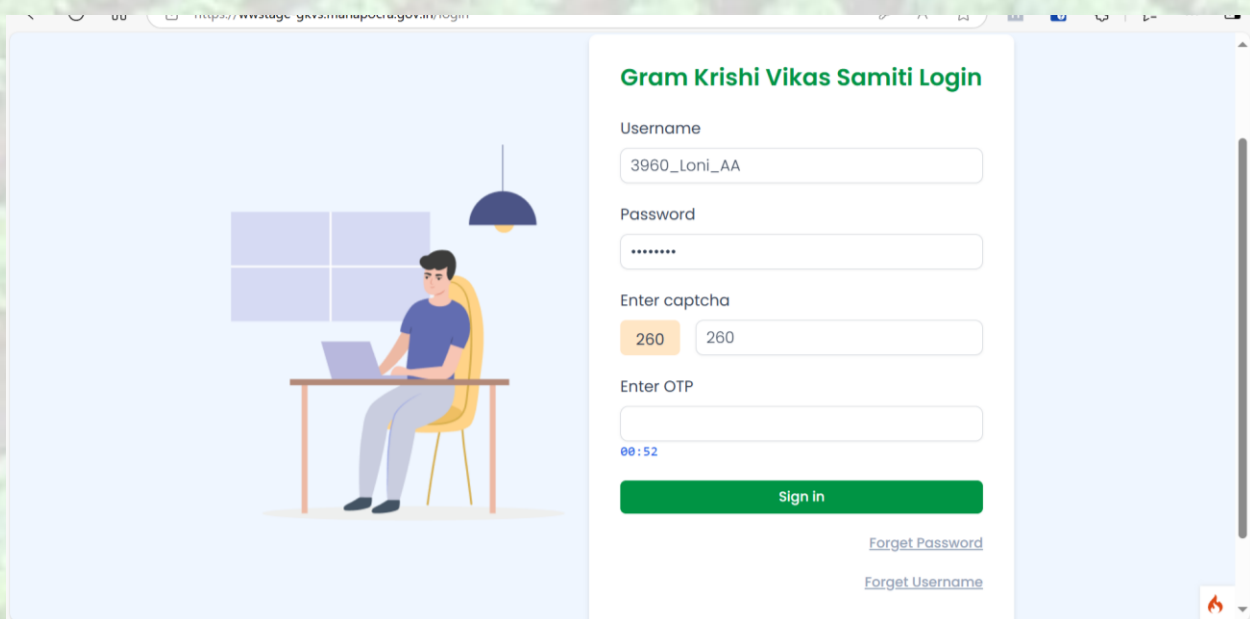
Navigate to following URL (gkvs-ndksp.mahapocra.gov.in) to login into GKVS Portal. Enter login credentials as received, enter captcha and click on 'Get OTP' button.



The screenshot shows the 'Gram Krishi Vikas Samiti Login' page. The header includes the logo of the Government of Maharashtra and the text 'NANAJI DESHMUKH KRISHI SANJIVANI PRAKALP (Project of Government of Maharashtra in Partnership with the World Bank)'. The login form contains the following fields and buttons:

- Username:** Input field with the placeholder text 'Username'.
- Password:** Input field with the placeholder text 'Password'.
- Enter captcha:** A box displaying the number '982' and an adjacent input field with the placeholder text 'Captcha'.
- Get OTP:** A green button.
- [Forget Password](#)
- [Forget Username](#)

Enter 'OTP' received on the registered mobile number and click on 'Sign In' button in the below screen.



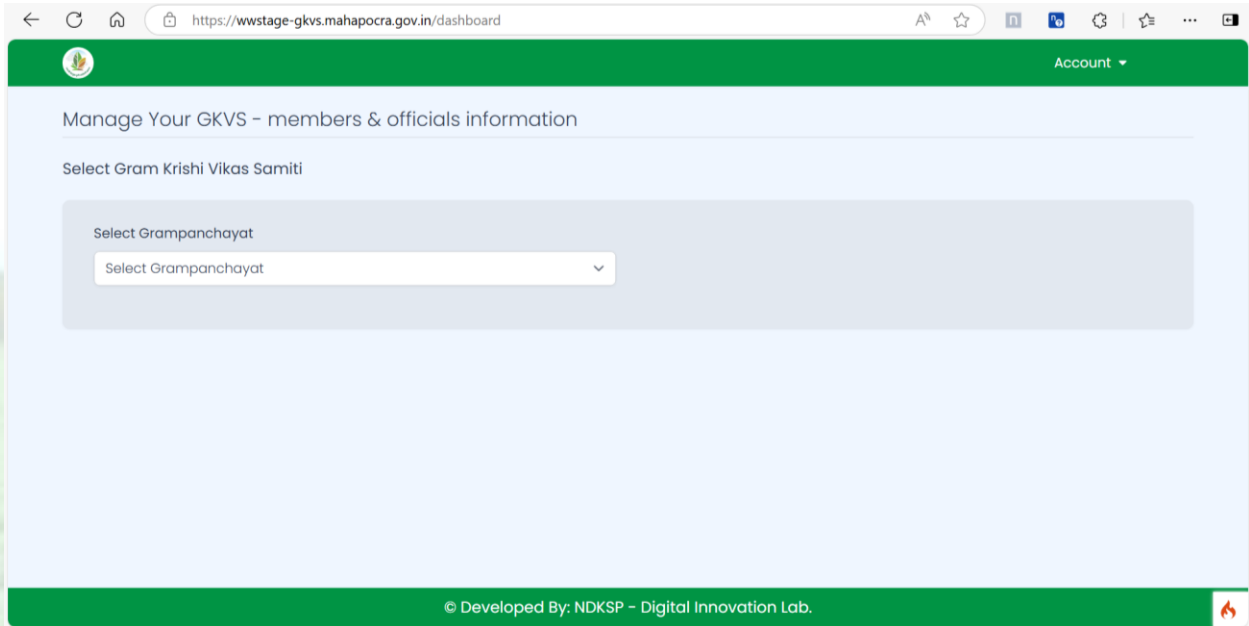
The screenshot shows the 'Gram Krishi Vikas Samiti Login' page after the user has entered their credentials. The form is updated as follows:

- Username:** Input field containing the text '3960_Loni_AA'.
- Password:** Input field containing masked characters '.....'.
- Enter captcha:** A box displaying the number '260' and an adjacent input field containing the number '260'.
- Enter OTP:** An empty input field.
- 00:52:** A timer displayed below the OTP field.
- Sign In:** A green button.
- [Forget Password](#)
- [Forget Username](#)

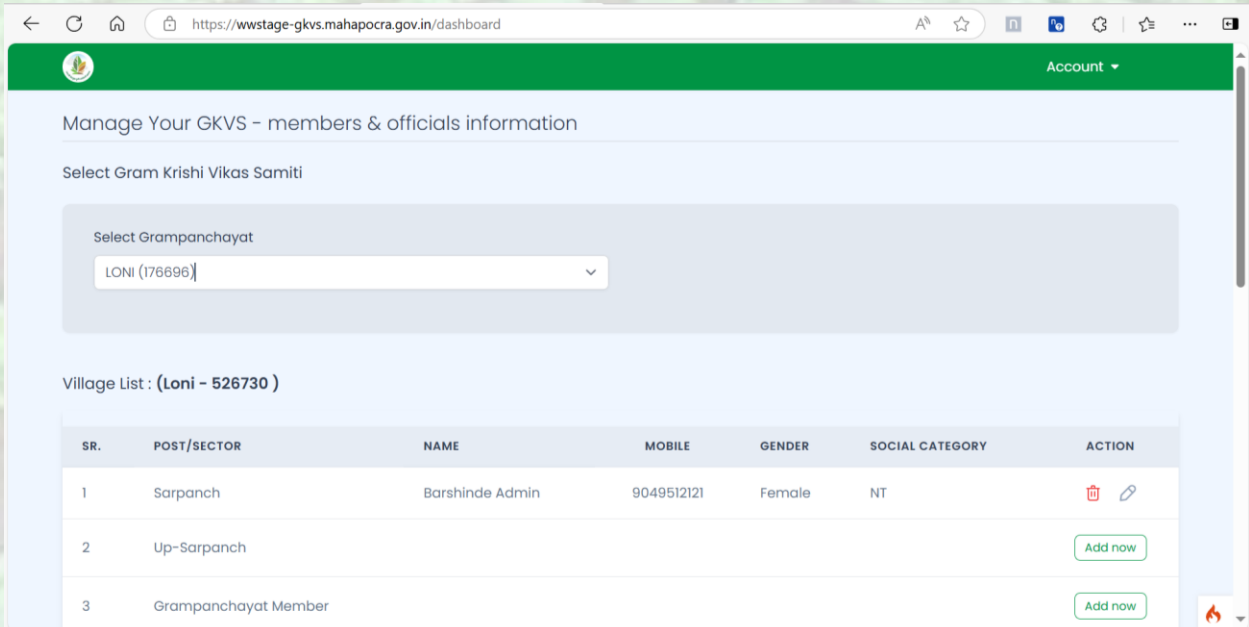


Below screen will displayed where user can manage his/her GKVS. Select respective Gram panchayat from the dropdown.

NOTE: All gram panchayats where respective AA is member will be displayed in the dropdown list.



Below screen is displayed where AA can find respective gram panchayat GKVS members list and details.



Browser tabs: (5) WhatsApp, NDKSP :: GKVS, कृषी विभाग महाराष्ट्र शासन, भारत

URL: https://wwstage-gkvs.mahapocra.gov.in/dashboard

Account ▾

SR.	POST/SECTOR	NAME	MOBILE	GENDER	SOCIAL CATEGORY	ACTION
1	Sarpanch	Barshinde Admin	9049512121	Female	NT	
2	Up-Sarpanch					Add now
3	Grampanchayat Member					Add now
4	Progressive Farmer					Add now
5	Progressive Farmer					Add now
6	Progressive Women Farmer					Add now
7	Cooperative Society President					Add now
8	FPO/FPC Member					Add now
9	SHG Member					Add now

URL: https://wwstage-gkvs.mahapocra.gov.in/dashboard

Account ▾

9	SHG Member					Add now
10	Agri-Allied Activity farmer					Add now
11	Agri-Allied Activity farmer					Add now
12	Talathi	Pimple Ramesh	7738437422	Male	NT	
13	Gram Sewak/ Gram Vikas Adhikar					Add now

Project Officials

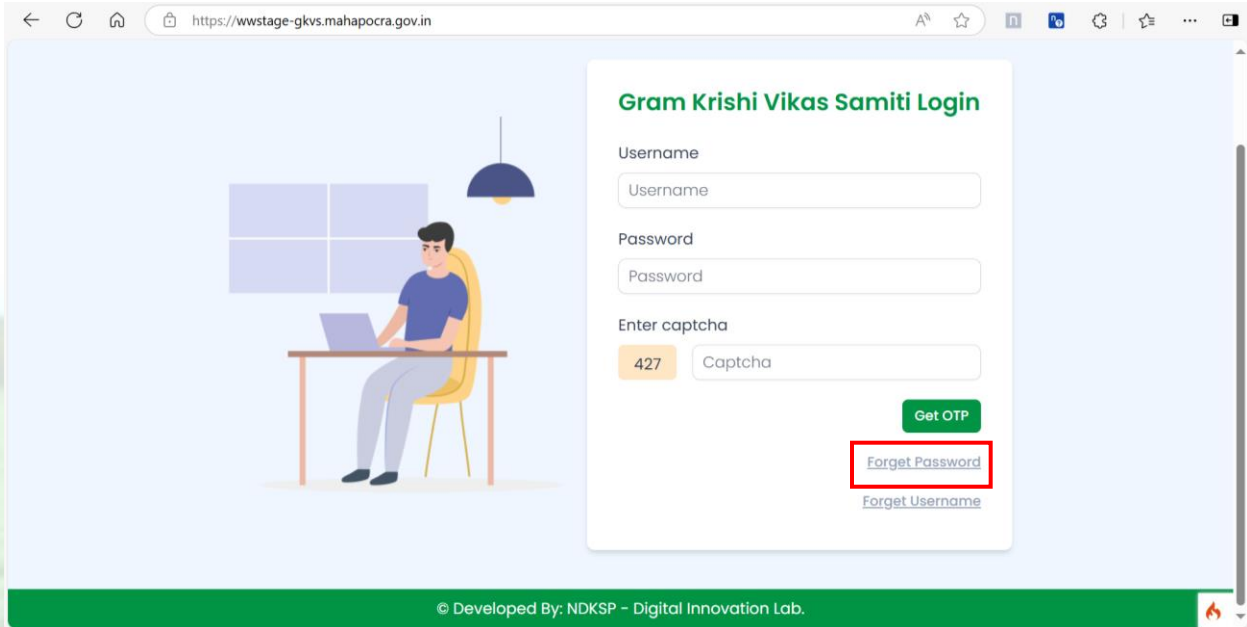
SR.	POST/SECTOR	VILLAGE	NAME	MOBILE
1	Agriculture Assistant	Loni (526730)	Yadav Ravi Kumar	9049502121

© Developed By: NDKSP - Digital Innovation Lab.

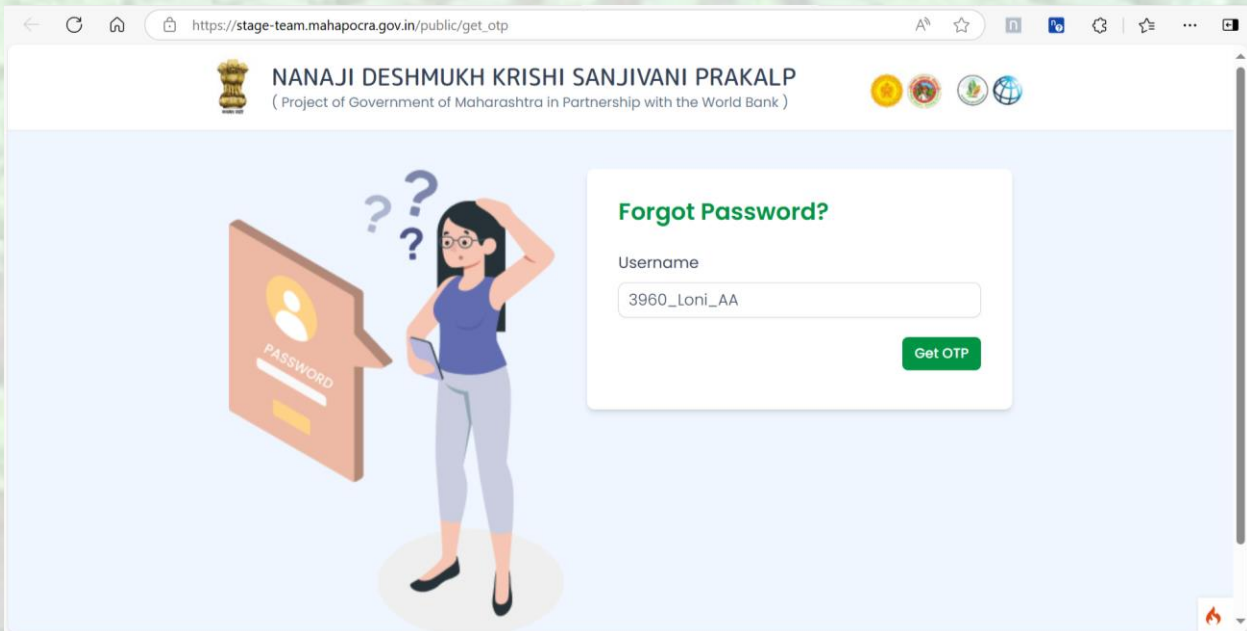


Forgot Password

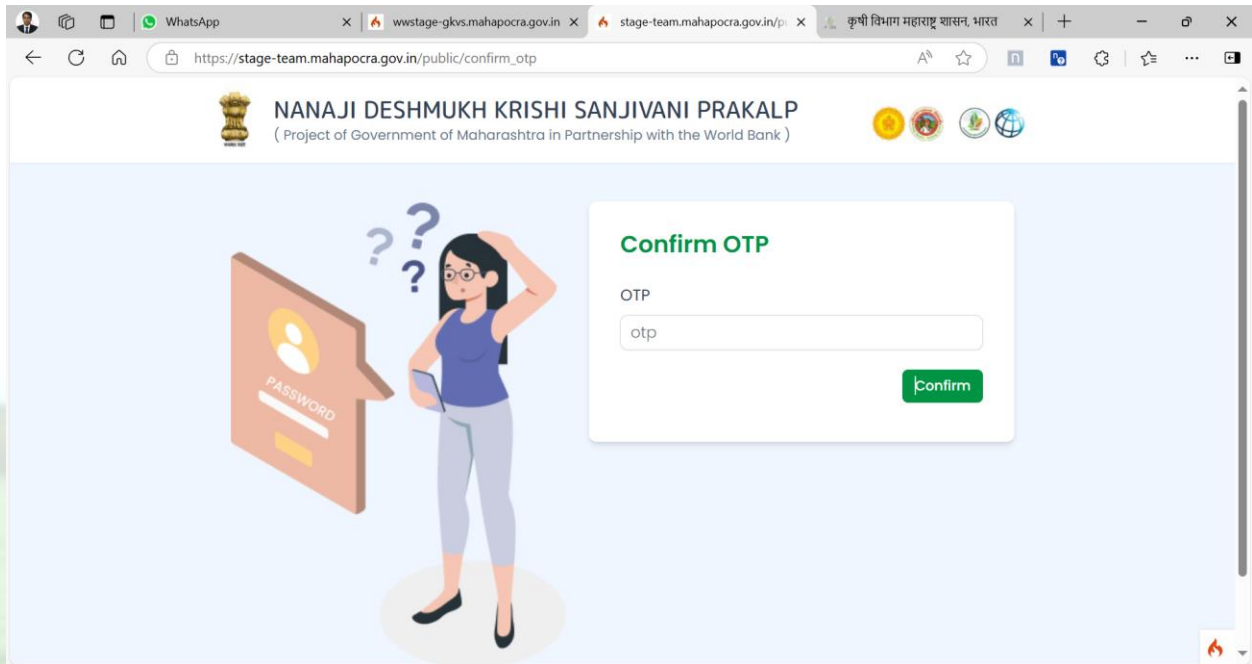
If user has to reset his/her password, the click on 'Forgot Password' link in the below screen.



Enter 'Username' and click on 'Get OTP' in the below screen.



Enter 'OTP' received on the registered mobile number and click on 'confirm' button.



NANAJI DESHMUKH KRISHI SANJIVANI PRAKALP
(Project of Government of Maharashtra in Partnership with the World Bank)

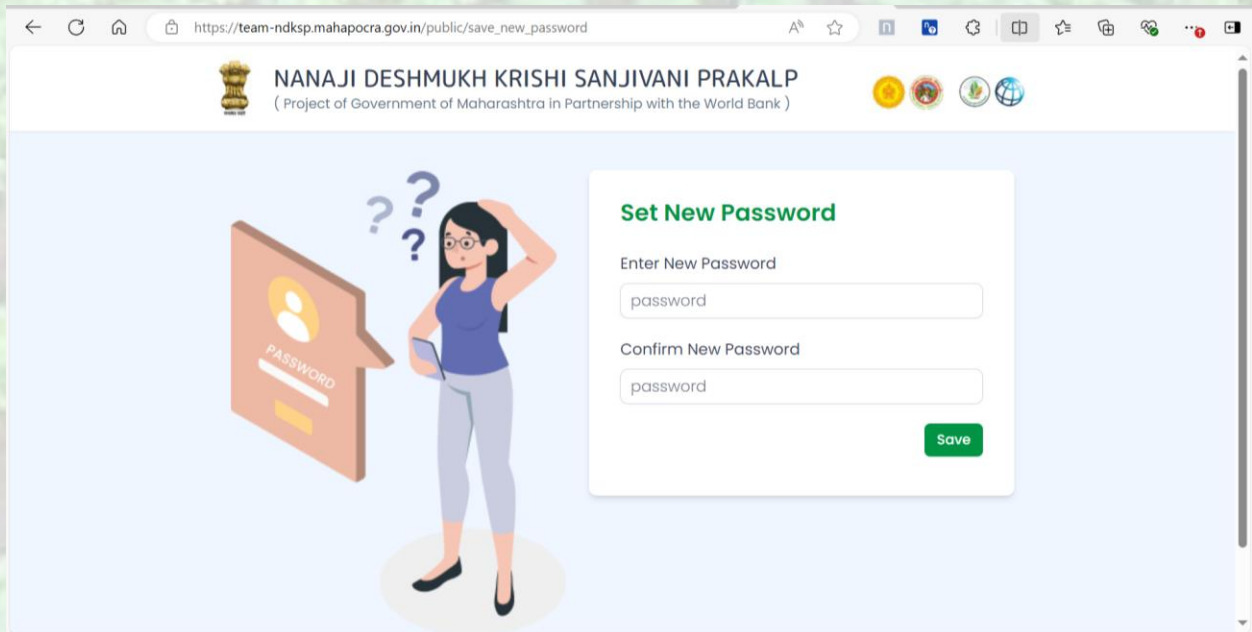
Confirm OTP

OTP

Confirm

In the below, enter details in 'Enter New Password' and 'Confirm New Password' for resetting the password. Then, click on 'Save' button. Password entered in two above fields should match.

(NOTE: Password should be at least eight characters with at least one capital letter, one special character, one number)



NANAJI DESHMUKH KRISHI SANJIVANI PRAKALP
(Project of Government of Maharashtra in Partnership with the World Bank)

Set New Password

Enter New Password

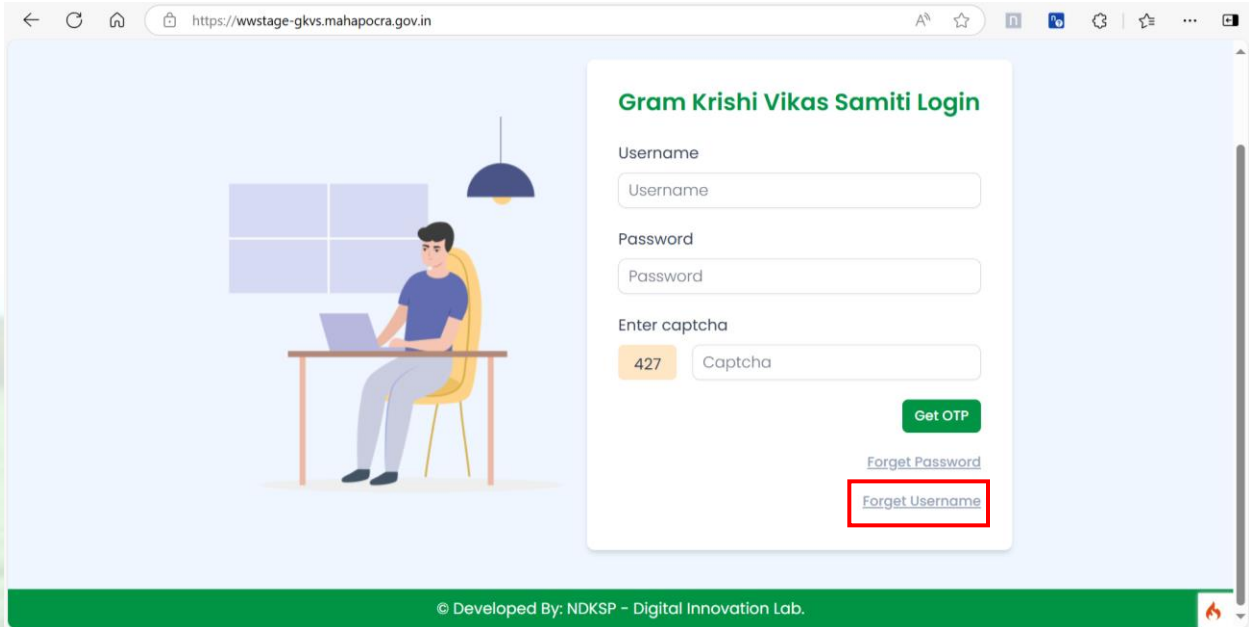
Confirm New Password

Save

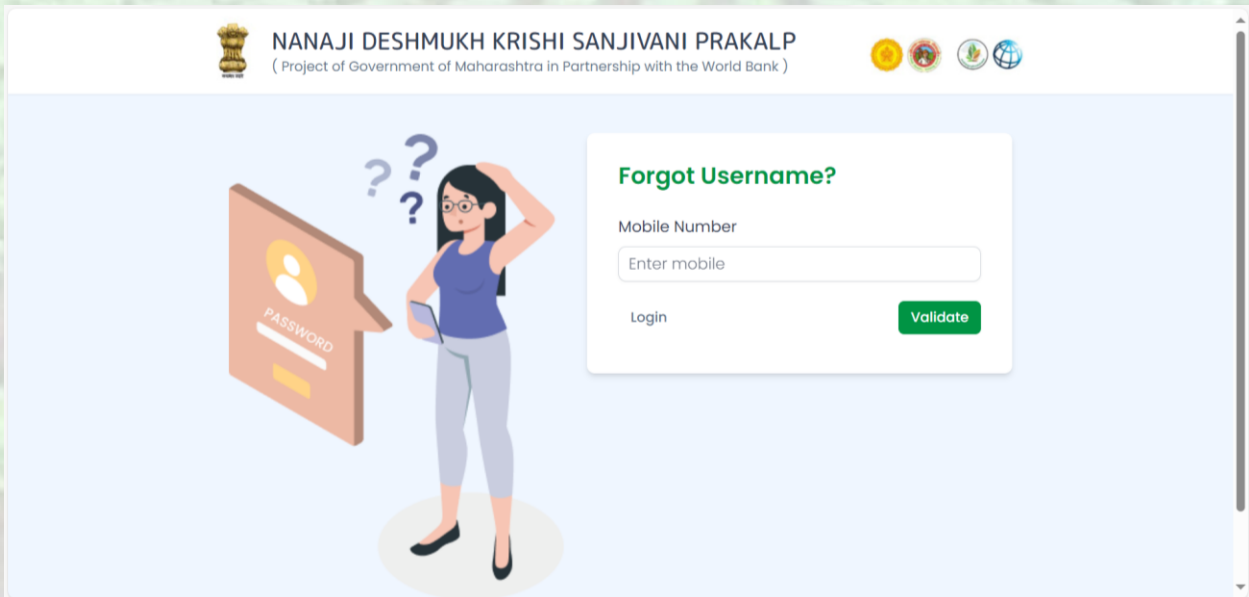


Forgot Username

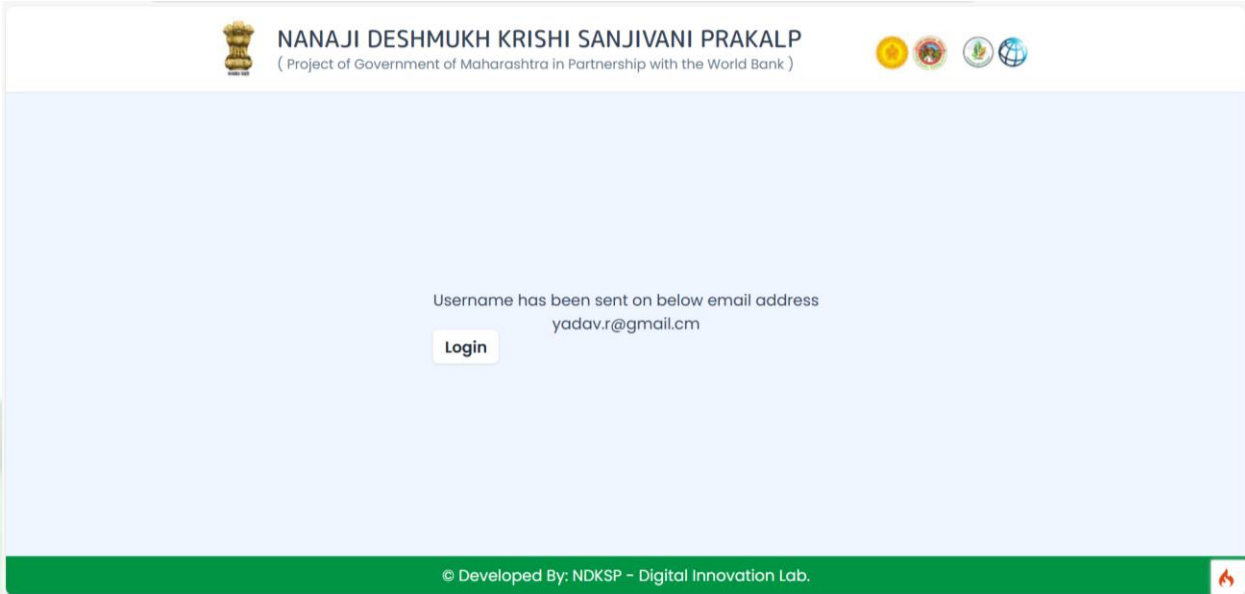
If user has forgot username, the click on 'Forgot Username' link in the below screen.








Enter registered mobile number and then click on 'Validate' button in the below screen.



Below screen will be displayed when user click on 'Validate' button in the above screen.




 **NANAJI DESHMUKH KRISHI SANJIVANI PRAKALP**
(Project of Government of Maharashtra In Partnership with the World Bank)

Username has been sent on below email address
yadav.r@gmail.com

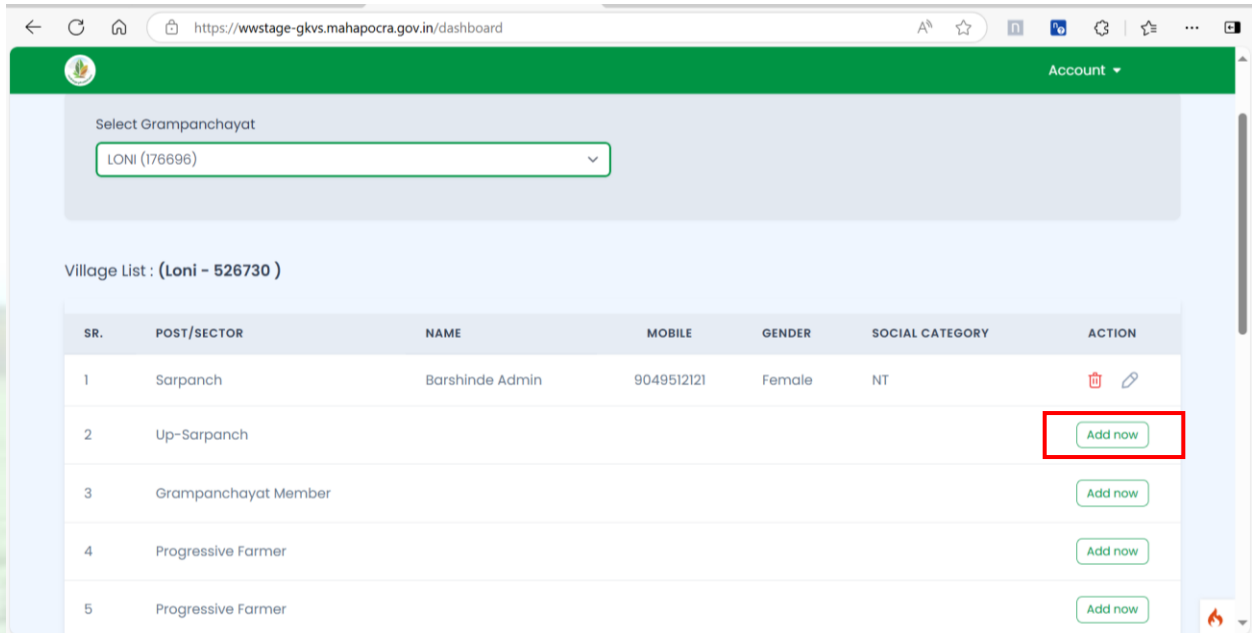
[Login](#)

© Developed By: NDKSP - Digital Innovation Lab. 



User Addition

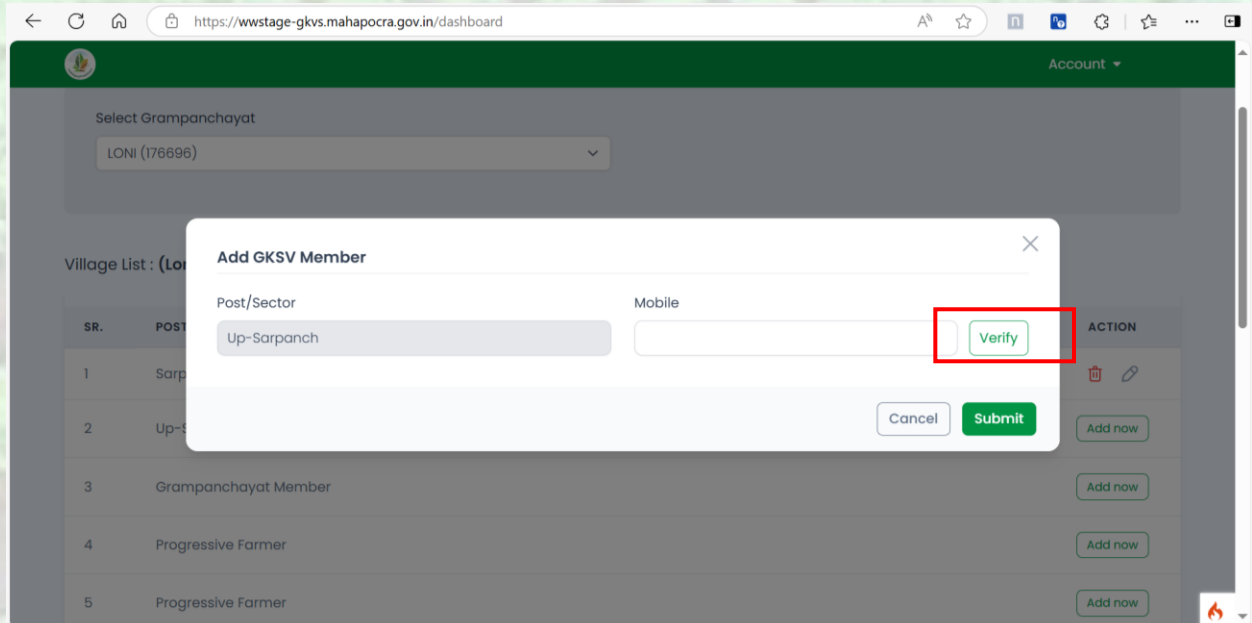
Click on 'Add now' in below screen to add details of user against any post.



The screenshot shows a web dashboard for adding users. At the top, there is a green header with the text 'Account' and a dropdown arrow. Below the header, there is a section titled 'Select Grampanchayat' with a dropdown menu showing 'LONI (176696)'. Underneath, it says 'Village List : (Loni - 526730)'. A table lists five different posts/sectors. The 'ACTION' column for each row contains a trash icon, an edit icon, and an 'Add now' button. The 'Add now' button for the 'Up-Sarpanch' row is highlighted with a red box.

SR.	POST/SECTOR	NAME	MOBILE	GENDER	SOCIAL CATEGORY	ACTION
1	Sarpanch	Barshinde Admin	9049512121	Female	NT	
2	Up-Sarpanch					
3	Grampanchayat Member					
4	Progressive Farmer					
5	Progressive Farmer					

Enter mobile number of the respective GKVS Member and then click on 'verify' button.



The screenshot shows the same dashboard as above, but with a modal window open. The modal is titled 'Add GKSV Member' and has a close button (X) in the top right corner. It contains two input fields: 'Post/Sector' and 'Mobile'. The 'Post/Sector' field is filled with 'Up-Sarpanch'. To the right of the 'Mobile' field is a 'Verify' button, which is highlighted with a red box. At the bottom of the modal, there are 'Cancel' and 'Submit' buttons.



Enter all required details in the below screen (fields with * are mandatory). Then, click on 'Submit' button.

https://wwstage-gkvs.mahapocra.gov.in/dashboard

Account ▾

Add GKS Member

Post/Sector: Up-Sarpanch

Mobile: 8919445611

First name *

Middle name

Last name *

Alternate Mobile number

Gender *

Social Category *

After clicking on 'Submit' button, pop-up will be displayed as shown in the below screen. Click on 'OK' button.

https://wwstage-gkvs.mahapocra.gov.in/dashboard

Account ▾

wwstage-gkvs.mahapocra.gov.in says
VCRMC member details added successfully.

Add GKS Member

Post/Sector: Up-Sarpanch

Mobile: 8919445611

First name *

Middle name

Last name *

Alternate Mobile number

Gender *

Social Category *



Entered details will be updated against respective GKVS member as shown below.

Account ▾

Select Grampanchayat

LONI (176696) ▾

Village List : (Loni - 526730)

SR.	POST/SECTOR	NAME	MOBILE	GENDER	SOCIAL CATEGORY	ACTION
1	Sarpanch	Barshinde Admin	9049512121	Female	NT	
2	Up-Sarpanch	K Nikhil	8919445611	Male	OBC	
3	Grampanchayat Member					Add now
4	Progressive Farmer					Add now
5	Progressive Farmer					Add now

NOTE: Above process is applicable for addition of details for all posts in GKVS.

